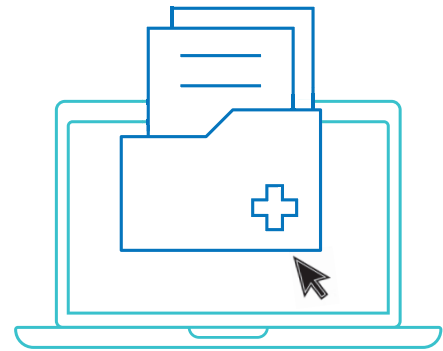
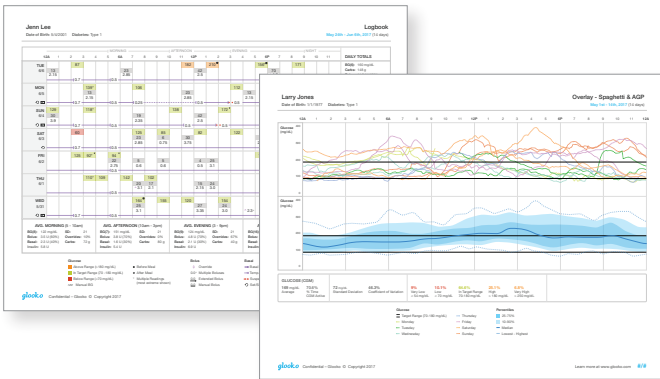


INSULET PROVIDED GLOOKO

Create, Store and Print a PDF Report

Log into Glooko account on my.glooko.com

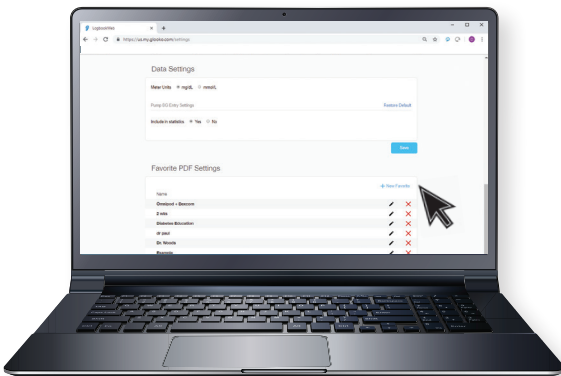


Create a Report:

- Click patient's name
- Click **Create PDF Report** (top right)
- Choose report set and click **Create PDF**

Store a Report:

- Save PDF report to computer
- Attach to patient's chart or other desired location
- Review in patient's chart, or print if desired



TIP! Save Customized Report Sets:

- Click **Settings**
- Scroll down and click **New Favorite**
- Select desired reports, and name the report set
(i.e. **Omnipod+Dexcom reports** or **Dr. Smith reports**)



IMPORTANT: Before making any changes to a user's PDM settings that may affect insulin delivery, please review current settings and history summaries within the user's PDM.

Insulet[®]
PROVIDED
glooko



For more information on the Omnipod[®] System, contact the Insulet Customer Care Team.

Call: 1-800-591-3455 • **Click:** omnipod.com

If you are experiencing any issues with Glooko, please contact Glooko Support.

Call: 1-800-206-5601 • **Text:** 650-720-5310 • **Email:** support@glooko.com



Insulet Corporation • 100 Nagog Park • Acton, MA 01720 • 978-600-7850 • omnipod.com

©2021 Omnipod and the Omnipod logo are trademarks or registered trademarks of Insulet Corporation. All rights reserved. All other trademarks are the property of their respective owners. The use of third party trademarks does not constitute an endorsement or imply a relationship or other affiliation. INS-ODS-03-2021-00129 V1.0